

FY10 ICD-9-CM Procedure Code Updates

Audio Seminar/Webinar
September 17, 2009

Practical Tools for Seminar Learning

Disclaimer

The American Health Information Management Association makes no representation or guarantee with respect to the contents herein and specifically disclaims any implied guarantee of suitability for any specific purpose. AHIMA has no liability or responsibility to any person or entity with respect to any loss or damage caused by the use of this audio seminar, including but not limited to any loss of revenue, interruption of service, loss of business, or indirect damages resulting from the use of this program. AHIMA makes no guarantee that the use of this program will prevent differences of opinion or disputes with Medicare or other third party payers as to the amount that will be paid to providers of service.

As a provider of continuing education the American Health Information Management Association (AHIMA) must assure balance, independence, objectivity and scientific rigor in all of its endeavors. AHIMA is solely responsible for control of program objectives and content and the selection of presenters. All speakers and planning committee members are expected to disclose to the audience: (1) any significant financial interest or other relationships with the manufacturer(s) or provider(s) of any commercial product(s) or services(s) discussed in an educational presentation; (2) any significant financial interest or other relationship with any companies providing commercial support for the activity; and (3) if the presentation will include discussion of investigational or unlabeled uses of a product. The intent of this requirement is not to prevent a speaker with commercial affiliations from presenting, but rather to provide the participants with information from which they may make their own judgments.

Faculty

Lou Ann Schraffenberger, MBA, RHIA, CCS, CCS-P, FAHIMA

Lou Ann Schraffenberger, MBA, RHIA, CCS, CCS-P, FAHIMA, is the manager of clinical data within the Center for Health Information Services of Advocate Health Care in Oak Brook, IL. She is responsible for managing system-wide HIM projects and clinical coding functions for the nine Advocate hospitals. Ms. Schraffenberger is the author of Basic ICD-9-CM Coding and Basic ICD-9-Coding Exercises, Second Edition, and co-editor of Effective Management of Coding Services, Third Edition, published by AHIMA. She is also a current member of the Editorial Advisory Panel for AHA Coding Clinic for HCPCS.

Table of Contents

Disclaimer	i
Faculty	ii
Objectives	1
Cardiac Contractility Modulation (CCM)	1-6
New Procedure Codes for Laser Interstitial Thermal Therapy [LITT]	7
Laser Interstitial Thermal Therapy	8
AutoLITT	9
New Procedure Code for Intravenous Infusion or Clofarabine	9
Intravenous Infusion of Clofarabine	10
New Procedure Codes for Endoscopic Bronchial Valves	11
Endoscopic Bronchial Valves	11-13
New Procedure Codes for Optical Coherence Tomography (OCT)	13
Optical Coherence Tomography	14-15
(OCT) Image Just Proximal to a Stent in a Right Coronary Artery	15
Endovascular Procedure on Vessel	16
New Procedure Code for Endovascular Procedure on Vessel	16
Bare Coils	17
New procedure Code for Endovascular Procedure on Vessel	17
Bioactive Coils	18
Aneurysm Before & After with Bioactive Coils in Place	19
Endovascular Procedure on Vessel	19-20
New Procedure Codes for Insertion of Colonic Stent(s)	21
Endoscopic Insertion of Colonic Stent(s)	21-22
FDA Approved Stents	23
Colonic Stent	23
Revised Procedure Code Titles	24-25
Coronary Artery	25
Revised Procedure Code Titles	26
Arthroplasty	27
Revised Procedure Note	27-28
Mediastinoscopy	28
Revised Procedure Note	29
Tabular Changes to Volume 3	29-33
Index Changes to Volume 3	33-38
Resource/Reference List	39
Audience Questions	39
Audio Seminar Discussion	40
Become an AHIMA Member Today!	40
Audio Seminar Information Online	41
Upcoming Audio Seminars	41

(CONTINUED)

Table of Contents

Thank You/Evaluation Form and CE Certificate (Web Address)42

Appendix43

 Resource/Reference List44

 New Procedure Codes

 Revised Procedure Code Titles

 Invalid Procedure Codes

 CE Certificate Instructions

Objectives

- ♦ Examine the intent and meaning of the New and Revised Procedure Codes
- ♦ Review of New and Revised Tabular List Entries
- ♦ Review of New and Revised Alphabetic Index Entries

1

Cardiac Contractility Modulation (CCM)

- ♦ New code **17.51**
 - Implantation of rechargeable cardiac contractility modulation [CCM], total system
- ♦ New code **17.52**
 - Implantation or replacement of cardiac contractility modulation [CCM], rechargeable pulse generator only

2

Cardiac Contractility Modulation (CCM)

- ♦ **CCM signals**
 - **Are electrical impulses within the heart**
 - **Non-excitatory impulses delivered to the heart during a period of time called the absolute refractory period**
 - **Do not initiate a new heartbeat**
 - **Enhance the strength of the heart and overall cardiac performance**

3

Cardiac Contractility Modulation (CCM)



4

Cardiac Contractility Modulation (CCM)

- ♦ Manufacturer is Impulse Dynamics
- ♦ OPTIMIZER III is the device name
- ♦ Generates CCM therapy signals through three standard pacemaker leads

5

Cardiac Contractility Modulation (CCM)

- ♦ The CCM device provides treatment for patients with:
 - Moderate-to-severe heart failure
 - Due to ischemic or non-ischemic cardiomyopathy
 - With left ventricular dysfunction and a normal QRS duration

6

Cardiac Contractility Modulation (CCM)

- ♦ **OPTIMIZER III is the device that:**
 - May be used alone as therapy
 - May be used in the presence of a pre-existing AICD
 - May be implanted at the same time as the implantation of an AICD

7

Cardiac Contractility Modulation (CCM)

- ♦ **OPTIMIZER III complete system includes:**
 - Formation of pocket
 - Implantable pulse generator
 - Programmer
 - Charger
 - Monitor data acquisition system
 - Extension cables
 - Cable adaptor
 - Transvenous Leads (3)
 - (2) to right ventricular septum & (1) to right atrium

8

Cardiac Contractility Modulation (CCM)

- ♦ **OPTIMIZER III complete system includes:**
 - Intraoperative procedures for evaluation of lead signals
 - Obtaining sensing threshold measurements
 - Obtaining defibrillator threshold measurements

9

Cardiac Contractility Modulation (CCM)

- ♦ **OPTIMIZER III complete system**
 - Implantation is more complex and requires more time to implant than pacemaker or AICD implantation
 - Requires additional testing to determine appropriate functioning

10

Cardiac Contractility Modulation (CCM)

- ♦ **Implantation of rechargeable cardiac contractility modulation [CCM], total system**
 - **Code also note follows the code 17.51:**
 - Code also any concomitant procedures, like coronary bypass, extracorporeal circulation, insertion or replacement of AICD
 - **Device testing during procedure – omit code**
 - **Includes note (describes entire procedure)**

11

Cardiac Contractility Modulation (CCM)

- ♦ **Implantation or replacement of cardiac contractility [CCM] rechargeable pulse generator only**
 - **Code also note follows the code 17.52:**
 - Code also any concomitant revision of device pocket or revision of lead [electrode]
 - **Device testing during procedure – omit code**
 - **Includes implantation of device with removal of existing device**

12

New Procedure Codes for Laser Interstitial Thermal Therapy [LITT]

♦ 17.61

- Laser interstitial thermal therapy [LITT] of lesion or tissue of brain under guidance
 - Focused laser interstitial thermal therapy [f-LITT] under MRT guidance
 - MRI-guided LITT of lesion or tissue of brain

♦ 17.62

- LITT of lesion or tissue of head or neck under guidance
 - Focused laser interstitial thermal therapy [f-LITT] under MRT guidance
 - MRI-guided LITT of lesion or tissue of head & neck

13

New Procedure Codes for Laser Interstitial Thermal Therapy [LITT]

♦ 17.63

- LITT of lesion or tissue of liver under guidance
 - Focused laser interstitial thermal therapy [f-LITT] under MRT guidance
 - MRI-guided LITT of lesion or tissue of liver

♦ 17.69

- LITT of lesion or tissue of other and unspecified site under guidance
 - Focused laser interstitial thermal therapy [f-LITT] under MRT guidance
 - MRI-guided LITT of lesion or tissue of breast
 - MRI-guided LITT of lesion or tissue of lung
 - MRI-guided LITT of lesion or tissue of prostate

14

Laser Interstitial Thermal Therapy

- ♦ LITT uses a laser probe to ablate tumors of the brain, head and neck, and liver
- ♦ Includes real time imaging guidance, e.g. MRI

15

Laser Interstitial Thermal Therapy

- ♦ The laser energy is focused on the targeted tumor lesion and avoids damage to surrounding healthy tissue
- ♦ It can be used on other sites than brain, head & neck & liver and for benign lesions
- ♦ It may be referred to by its brand name – the AutoLITT System procedure

16

AutoLITT



17

New Procedure Code for Intravenous Infusion of Clofarabine

- ♦ New code **17.70**
- ♦ Inpatient admission
- ♦ Infusion for over 2 hours for 5 consecutive days
 - Monitor toxicity, infection, tumor lysis syndrome, SIRS, capillary leak, hepatic or renal impairment
 - Clolar is the trade name for clofarabine



18

Intravenous Infusion of Clofarabine

- ♦ **Clolar or clofarabine is a chemotherapeutic agent used for treatment of pediatric patients with:**
 - Relapsed or refractory acute lymphoblastic leukemia; and
 - At least two prior regimens of treatment

19

Intravenous Infusion of Clofarabine

- ♦ **Alternative chemotherapy for elderly patients who:**
 - Have acute myeloid leukemia
 - Cannot tolerate the standard induction chemotherapy with its side effects

20

New Procedure Codes for Endoscopic Bronchial Valves

- ♦ Revised code **33.71**
 - Endoscopic insertion or replacement of bronchial valve(s), single lobe
- ♦ New code **33.73**
 - Endoscopic insertion or replacement of bronchial valve(s), multiple lobes

21

Endoscopic Bronchial Valves

- ♦ Indicated for treatment of
 - Severe emphysema
 - Control of prolonged air leaks
- ♦ Spiration[®], Inc. is the manufacturer
- ♦ IBV[®] Valve System is the product or device

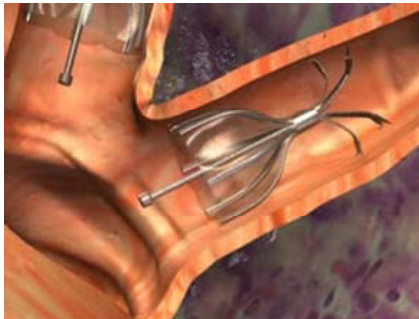
22

Endoscopic Bronchial Valves

- ♦ Endoscopic procedure, minimally invasive
- ♦ Small umbrella shaped valve is placed in selected regions of the bronchial tree

23

Endoscopic Bronchial Valves



24

Endoscopic Bronchial Valves

- ♦ **Severe emphysema**
 - Multiple lobes are typically treated
 - Requires more clinical resources and time to perform the procedure
- ♦ **Air leaks**
 - One lobe is most commonly treated
- ♦ **Valve limits airflow to portions of the lungs distal to the valves**
- ♦ **Valve allows mucus and air movement in the proximal direction**

25

New Procedure Codes for Optical Coherence Tomography (OCT)

- ♦ **New code 38.24**
 - Intravascular imaging of coronary vessel(s) by optical coherence tomography [OCT]
- ♦ **New code 38.25**
 - Intravascular imaging of non-coronary vessel(s) by optical coherence tomography [OCT]

26

Optical Coherence Tomography

- ♦ Near-infrared electromagnetic radiation light
- ♦ Provides excellent resolution of coronary vessels and the precise characterization of plaque
- ♦ Allows identification of thin-cap fibroatheroma

27

Optical Coherence Tomography

- ♦ Assess the amount & type of tissue growth over intra-coronary stents
- ♦ Late stent thrombosis and re-stenosis is related to tissue growth over the stent
- ♦ Allows physicians to decide which procedural or pharmacological treatment is best

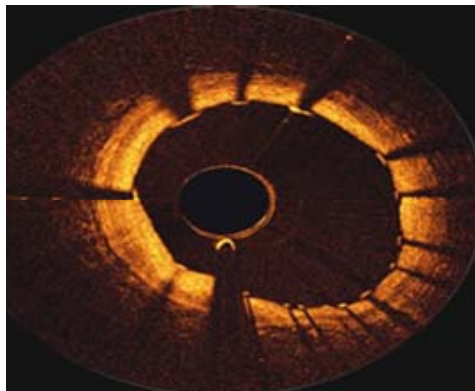
28

Optical Coherence Tomography

- ♦ Provides imaging to detect
 - Intraluminal thrombus
 - Thin-cap fibroatheroma
 - Detail and specificity to access plaques in the vessel

29

(OCT) Image Just Proximal to a Stent in a Right Coronary Artery



30

Endovascular Procedure on Vessel

- ♦ **Revision to subcategory title 39.7**
 - **Endovascular (delete word repair) procedures on (delete word of) on vessel(s)**
 - Embolization
 - Implantation
 - Occlusion
 - Removal
 - Repair

31

New Procedure Code for Endovascular Procedure on Vessel

- ♦ **New code 39.75**
 - **Endovascular embolization or occlusion of vessel(s) of head or neck using bare coils**
 - Bare metal coil(s)
 - Bare platinum coils (BPC)
 - That for treatment of aneurysm, arteriovenous malformation [AVM] or fistula

32

Bare Coils

- ♦ Bare coils may be described as bare platinum coils (BPC) which are primarily bare metal

33

New Procedure Code for Endovascular Procedure on Vessel

- ♦ New code **39.76**
 - Endovascular embolization or occlusion of vessel(s) of head or neck using bioactive coils
 - Biodegradable inner luminal polymer coils
 - Coil embolization or occlusion utilizing bioactive coils
 - Coils containing polyglycolic acid [PGA]
 - That for treatment of aneurysm, arteriovenous malformation [AVM] or fistula

34

Bioactive Coils

- ♦ New generation of coils to treat cerebral aneurysms
 - Shown improvement in aneurysm occlusion durability
- ♦ Fitting the aneurysm with microcoils disrupts the flow of blood into the aneurysm
- ♦ Coils may contain polyglycolic acid (PGA)
- ♦ Initiates a healing response in the aneurysm

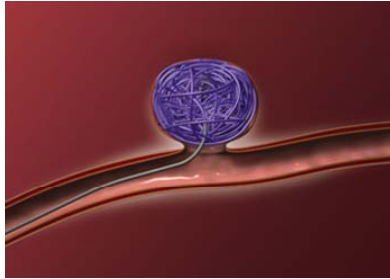
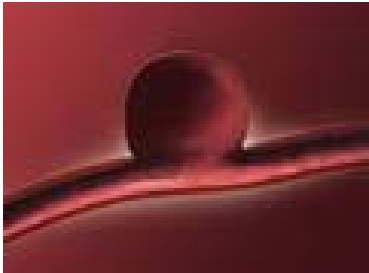
35

Bioactive Coils

- ♦ Device's trade name:
 - "Cerecyte Microcoils"
- ♦ Bioactive coils include biodegradable polymers to enhance occlusion rates and thrombus formation

36

Aneurysm Before & After with Bioactive Coils in Place



37

Endovascular Procedure on Vessel

- ♦ Revised code **39.72**
 - Endovascular embolization or occlusion of head and neck vessel(s)
 - Revised title removed the word "repair" and replaced with "embolization"
 - Differentiates this code that does not use endovascular coils

38

Endovascular Procedure on Vessel

- ♦ Revised code **39.74**
 - Endovascular removal of obstruction from head and neck vessel(s)
 - Revised exclusion term
 - Directs coder to **39.75** and **39.76** codes with embolization is performed using bare coils or bioactive coils

39

Endovascular Procedure on Vessel

- ♦ Revised code **39.79**
 - Other endovascular procedures on other vessels
 - Deleted the word repair and added word procedure
 - Deleted the phrase "of aneurysm of " other vessels
 - Expanded "excludes" note
 - Added phrase "on other vessels"
 - Inclusion terms added below code
 - Other coil embolization or occlusion
 - Repair of aneurysm

40

New Procedure Codes for Insertion of Colonic Stent(s)

- ♦ **New code 46.86**
 - Endoscopic insertion of colonic stent(s)
- ♦ **New code 46.87**
 - Other insertion of colonic stent(s)
 - Non-endoscopic method
 - Includes that by
 - Fluoroscopic guidance only
 - Rectal guiding tube
 - Code also any synchronous diagnostic procedure

41

Endoscopic Insertion of Colonic Stent(s)

- ♦ Purpose is to dilate the colon
- ♦ Dilation of the duodenum, jejunum or ileum can also be accomplished by colonic stent(s)
- ♦ Alternative to emergency bowel surgery

42

Endoscopic Insertion of Colonic Stent(s)

- ♦ Patients with acute malignant bowel obstruction can be treated with colonic stent insertion
 - Elective surgical resection and anastomosis can be scheduled
 - "Bridge" to surgery
 - Self expandable stents for the relief of pain from malignant or benign colonic obstruction
 - Palliative treatment for malignant disease

43

Endoscopic Insertion of Colonic Stent(s)

- Colonoscopy with transendoscopic stent placement
- Combined with fluroscopic-guided insertion
- Stent endoprosthesis of colon
- Through the scope [TTS] technique

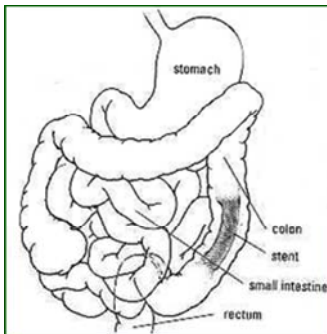
44

FDA Approved Stents

- ♦ **Colonic Z-Stent**
 - Sold by Wilson-Cook Medical
- ♦ **Enteral Wallstent**
- ♦ **Ultraflex Precision Colonic Stent**
 - Both sold by Microvasive Corporation/
Boston Scientific

45

Colonic Stent



46

Revised Procedure Code Titles



47

Revised Procedure Code Titles

- ♦ **00.56**
 - Insertion or replacement of implantable pressure sensor (lead) for intracardiac or great vessel hemodynamic monitoring
- ♦ **00.57**
 - Implantation or replacement of subcutaneous device for intracardiac or great vessel hemodynamic monitoring
- ♦ **27.5**
 - Plastic repair of lip and mouth

48

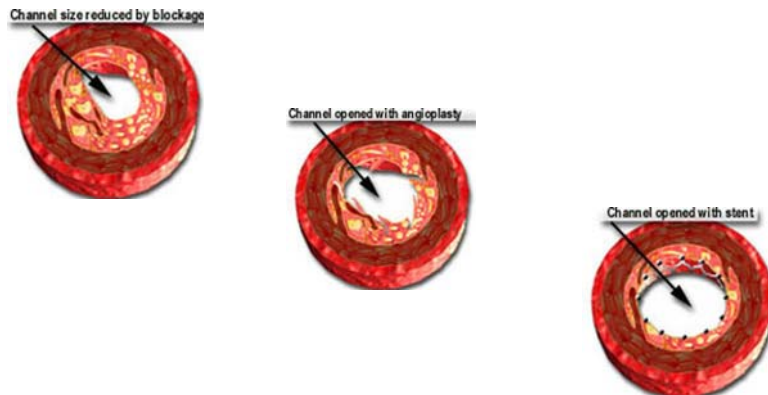
Revised Procedure Code Titles

♦ 39.90

- Insertion of non-drug-eluting peripheral (non-coronary) vessel stent(s)
- Added phrase “non-coronary” to emphasize the intended location of the stent insertions

49

Coronary Artery



50

Revised Procedure Code Titles

♦ 80.00-80.09

- Arthrotomy for removal of prosthesis without replacement, (joint specified)
 - Shoulder, elbow, wrist, hand and finger, hip, knee, ankle, foot and toe, other and unspecified sites
- Codes are used to report the removal of a prosthetic joint

51

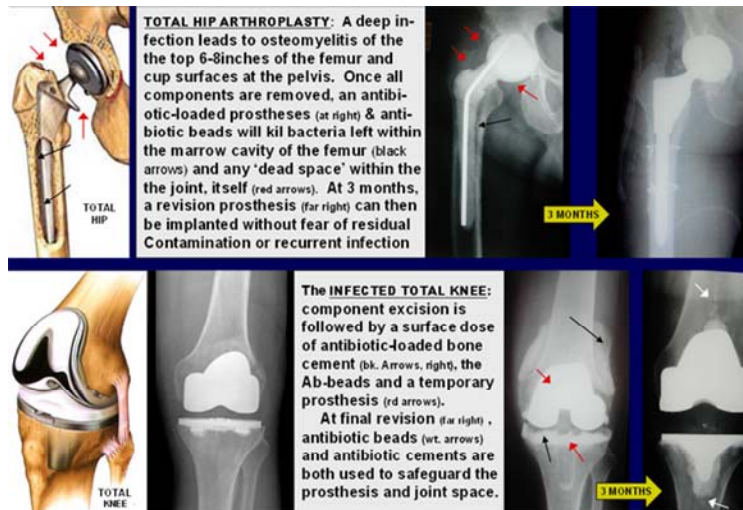
Revised Procedure Code Titles

♦ 80.00-80.09

- The joint must be removed due to infection at that site or other reason
- Another artificial is not immediately inserted
- Instead a spacer is used to fill the joint space until a new artificial joint can be inserted in 6-10 weeks

52

Arthroplasty



53

Revised Procedure Note

- ♦ **"Code Also" Note**
 - Added to 13.2, 13.3, 13.4
 - Extracapsular extraction of lens by linear extraction, by simple aspiration (and irrigation), by fragmentation and aspiration techniques
 - Code also any synchronous insertion of a pseudophakos, 13.71

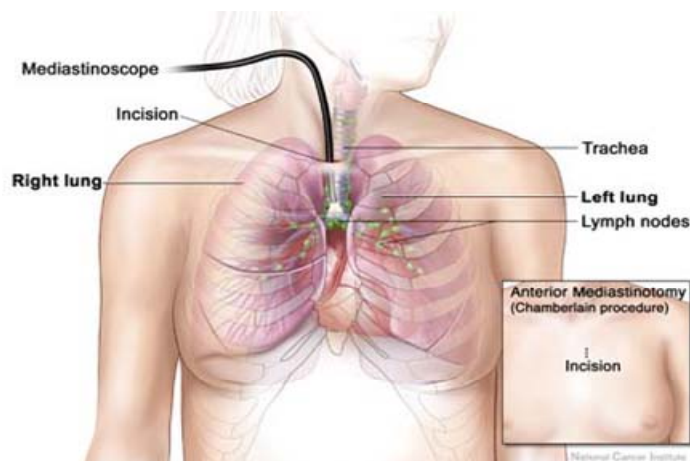
54

Revised Procedure Note

- ♦ **"Code Also" Note**
 - Added to **34.1**, Incision of mediastinum
 - Added instructional note under code
 - "Code also any biopsy, if performed"
- ♦ **Code Also" Note**
 - Added to **34.22**, Mediastinoscopy
 - "Code also any biopsy, if performed"
 - Previously note under code **34.22** only referred to a lymph node biopsy

55

Mediastinoscopy



56

Revised Procedure Note

♦ “Code Also” Note

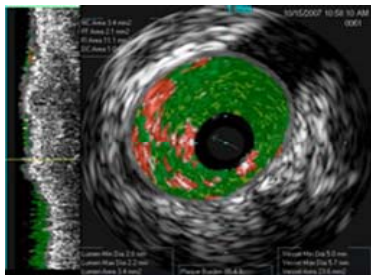
- Added to **37.94**
- Implantation or replacement of automatic cardioverter/defibrillator, total system [AICD]
- “Code also concomitant procedure”
 - Added CCM, total system (**17.51**)

57

Tabular Changes to Volume 3

♦ Revision to code **00.24**

- Intravascular imaging of blood vessels
 - Now includes Virtual Histology IntraVascular Ultrasound (VH-IVUS)



58

Tabular Changes to Volume 3

♦ VH-IVUS

- New technology to improve gray-scale intravascular ultrasound
- Real time
- Color-coded tissue map of plaque superimposed on cross-sectional images of the coronary artery
- Potential to be used with non-coronary arteries in the future

59

Tabular Changes to Volume 3

♦ Revision to code **33.24**

- Closed [endoscopic] biopsy of bronchus
 - Includes transbronchial needle aspiration [TBNA]
 - Includes Wang needle aspiration biopsy of bronchus

60

Tabular Changes to Volume 3

- ♦ The X-ray picture shows the Wang needle positioned into the coin lesion in the left upper lobe



61

Tabular Changes to Volume 3

- ♦ Revision to code **39.50**
 - Angioplasty or atherectomy of other non-coronary vessel(s)
 - Added to note to “code also any”
 - **00.55**, Insertion of drug-eluting peripheral stent
 - **39.90**, Insertion of non-drug-eluting peripheral stent(s) or stent graft(s)

62

Tabular Changes to Volume 3

- ♦ **Revision to code 81.5**
 - **Joint Replacement of Lower Extremity**
 - Note added: Removal of prior prosthesis – do not code separately

63

Tabular Changes to Volume 3

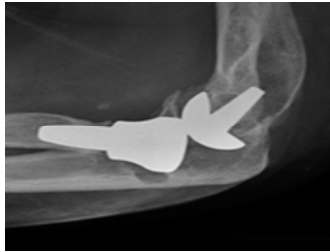
- ♦ **Revision to code 81.54**
 - **Total knee replacement**
 - Inclusion term added: Partial knee replacement



64

Tabular Changes to Volume 3

- ♦ **Revision to code 81.84**
 - **Total elbow replacement**
 - Inclusion term added: Partial elbow replacement



65

Index Changes to Volume 3

- ♦ **New & Revised Entries to Alphabetic Index**
 - **Adjustment of orthopedic device (non-invasive), external fixator**
 - Omit code
 - **Arthroplasty, elbow, with prosthetic replacement (partial)(total) = 81.84**
 - **Arthrotomy with removal of prosthesis without replacement – see Removal, prosthesis, joint structures**

66

Index Changes to Volume 3

♦ New & Revised Entries to Alphabetic Index

- Biopsy, bronchus
 - Transbronchial need aspiration (TBNA) = **33.24**
 - Want needle (transbronchoscopic) = **33.24**
- Colonoscopy
 - With, biopsy = **45.25**
 - With, stent – see Insertion, stent, colon
- Conversion of atrial rhythm (to sinus rhythm) = **99.61**

67

Index Changes to Volume 3

♦ New & Revised Entries to Alphabetic Index

- Dilation, colon – duodenum – ileum – intestine – jejunum
 - Multiple new entries for placement of colonic stent
- Embolization (transcatheter) artery
 - Multiple new entries for endovascular approach and coil, endovascular

68

Index Changes to Volume 3

♦ New & Revised Entries to Alphabetic Index

- Graft, skin, free, breast
 - Deep inferior epigastric artery perforator (DIEP) flap, free = **85.74**
 - Gluteal artery perforator (GAP) flap, free = **85.76**
 - Superficial inferior epigastric artery (SIEA) flap, free = **85.75**

69

Index Changes to Volume 3

♦ New & Revised Entries to Alphabetic Index

- IAEMT (intraoperative anesthetic effect monitoring and titration) = **00.94**, **[89.14]**
- Insertion of Impella external heart assist device = **37.68**

70

Index Changes to Volume 3

♦ New & Revised Entries to Alphabetic Index

- Implant, implantation
 - Multiple new entries for CCM; coils endovascular; device bronchial valves; heart assist; intracardiac or great vessel hemodynamic monitor

71

Index Changes to Volume 3

♦ New & Revised Entries to Alphabetic Index

- Insertion
 - Multiple new entries for balloon, intestine; circulatory support assist; device, bronchial valve; heart, Impella; sensor (lead); shunt – see Shunt; stent(s), colon; valves, bronchus
- IVUS – see Ultrasound, intravascular, by site

72

Index Changes to Volume 3

- ♦ **New & Revised Entries to Alphabetic Index**
 - Measurement of intrauterine pressure = **75.35**
 - Shunt, ventricular to peritoneal = **02.34**
 - Suture, obstetric laceration NEC, periurethral = **75.69**
 - Wang needle aspiration biopsy, bronchus = **33.24**

73

Index Changes to Volume 3

- ♦ **New & Revised Entries to Alphabetic Index**
 - Measurement of intrauterine pressure = **75.35**
 - Monitoring
 - Multiple new entries
 - Removal, prosthesis, joint structure, without replacement

74

Index Changes to Volume 3

♦ New & Revised Entries to Alphabetic Index

- Repair, aneurysm and arteriovenous fistula
 - Multiple new entries for coils
- Replacement
 - Multiple new entries, bronchial valves; CCM; device and sensor lead
- Retightening (noninvasive) external fixator device – omit code

75

Index Changes to Volume 3

♦ New & Revised Entries to Alphabetic Index

- Shunt, ventricular to peritoneal = **02.34**
- Suture, obstetric laceration NEC, periurethral = **75.69**
- Ultrasound, intravascular; VH-IVUS
- Wang needle aspiration biopsy, bronchus = **33.24**

76

Resource/Reference List

- ♦ **ICD-9-CM Coordination and Maintenance Committee Meeting Minutes**

- March 11-12, 2009, September 24-25, 2008

<http://www.cdc.gov/nchs/about/otheract/icd9/maint/maint.htm>

- ♦ **FY2010 Final Addenda, ICD-9-CM Volume 3 Procedures, Effective October 1, 2009**

http://www.cms.hhs.gov/ICD9ProviderDiagnosticCodes/04_addendum.asp#TopOfPage

http://www.cms.hhs.gov/ICD9ProviderDiagnosticCodes/07_summarytables.asp#TopOfPage

<http://www.cdc.gov/nchs/datawh/ftpserve/ftp/cid9/ftp/cid9.htm#con>

77

Audience Questions



Audio Seminar Discussion



***Following today's live seminar
Available to AHIMA members at
www.AHIMA.org***

*Click on Communities of Practice (CoP) – icon on top right
AHIMA Member ID number and password required – for members only*

Join the **Coding Community**
from your Personal Page under Community Discussions,
choose the ***Audio Seminar Forum***

You will be able to:

- Discuss seminar topics
- Network with other AHIMA members
- Enhance your learning experience

Become an AHIMA Member Today!

**To learn more about becoming a
member of AHIMA, please visit our
website at ahima.org/membership to
Join Now!**



AHIMA Audio Seminars

Visit our Web site
<http://campus.AHIMA.org>
for information on the
2009 seminar schedule.
While online, you can also register
for seminars or order CDs,
pre-recorded Webcasts, and *MP3s of
past seminars.

*Select audio seminars only



Upcoming Seminars/Webinars

**FY10 Rehabilitation Coding and IRF PPS
Update**

September 24, 2009

Procedure Coding for Radiation Oncology

October 1, 2009

Coding for Spinal Procedures

October 22, 2009

Thank you for joining us today!

**Remember – sign on to the
AHIMA Audio Seminars Web site
to complete your evaluation form
and receive your CE Certificate online at:**

<http://campus.ahima.org/audio/2009seminars.html>

**Each person seeking CE credit must complete the
sign-in form and evaluation in order to view and
print their CE certificate**

**Certificates will be awarded for
AHIMA Continuing Education Credit**



Appendix

Resource/Reference List44

New Procedure Codes

Revised Procedure Code Titles

Invalid Procedure Codes

CE Certificate Instructions

Resource/Reference List

<http://www.cdc.gov/nchs/about/otheract/icd9/maint/maint.htm>

http://www.cms.hhs.gov/ICD9ProviderDiagnosticCodes/04_addendum.asp#TopOfPage

http://www.cms.hhs.gov/ICD9ProviderDiagnosticCodes/07_summarytables.asp#TopOfPage

<http://www.cdc.gov/nchs/dataawh/ftpserv/ftp9cd9/ftp9cd9.htm#conv>

NEW PROCEDURE CODES

Effective October 1, 2009

The final addendum which describes all changes to the procedure part of ICD-9-CM is posted on CMS' webpage at: www.cms.hhs.gov/ICD9ProviderDiagnosticCodes

Procedure Code	Description
17.51	Implantation of rechargeable cardiac contractility modulation [CCM], total system
17.52	Implantation or replacement of cardiac contractility modulation [CCM] rechargeable pulse generator only
17.61	Laser interstitial thermal therapy [LITT] of lesion or tissue of brain under guidance
17.62	Laser interstitial thermal therapy [LITT] of lesion or tissue of head and neck under guidance
17.63	Laser interstitial thermal therapy [LITT] of lesion or tissue of liver under guidance
17.69	Laser interstitial thermal therapy [LITT] of lesion or tissue of other and unspecified site under guidance
17.70*	Intravenous infusion of clofarabine
33.73	Endoscopic insertion or replacement of bronchial valve(s), multiple lobes
38.24*	Intravascular imaging of coronary vessel(s) by optical coherence tomography [OCT]
38.25*	Intravascular imaging of non-coronary vessel(s) by optical coherence tomography [OCT]
39.75	Endovascular embolization or occlusion of vessel(s) of head or neck using bare coils
39.76	Endovascular embolization or occlusion of vessel(s) of head or neck using bioactive coils
46.86	Endoscopic insertion of colonic stent(s)
46.87	Other insertion of colonic stent(s)

Notes:

* These procedure codes were discussed at the March 11-12, 2009 ICD-9-CM Coordination and Maintenance Committee meeting and were not finalized in time to include in the proposed rule. However, they will be implemented on October 1, 2009.

REVISED PROCEDURE CODE TITLES

Effective October 1, 2009

The final addendum which describes all changes to the procedure part of ICD-9-CM is posted on CMS' webpage at: www.cms.hhs.gov/ICD9ProviderDiagnosticCodes

Procedure Code	Description
00.56	Insertion or replacement of implantable pressure sensor (lead) for intracardiac or great vessel hemodynamic monitoring
00.57*	Implantation or replacement of subcutaneous device for intracardiac or great vessel hemodynamic monitoring
33.71	Endoscopic insertion or replacement of bronchial valve(s), single lobe
39.72	Endovascular embolization or occlusion of head and neck vessels
39.79	Other endovascular procedures on other vessels
39.90*	Insertion of non-drug-eluting peripheral (non-coronary) vessel stent(s)
80.00	Arthrotomy for removal of prosthesis without replacement, unspecified site
80.01	Arthrotomy for removal of prosthesis without replacement, shoulder
80.02	Arthrotomy for removal of prosthesis without replacement, elbow
80.03	Arthrotomy for removal of prosthesis without replacement, wrist
80.04	Arthrotomy for removal of prosthesis without replacement, hand and finger
80.05	Arthrotomy for removal of prosthesis without replacement, hip
80.06	Arthrotomy for removal of prosthesis without replacement, knee
80.07	Arthrotomy for removal of prosthesis without replacement, ankle
80.08	Arthrotomy for removal of prosthesis without replacement, foot and toe
80.09	Arthrotomy for removal of prosthesis without replacement, other specified sites

Notes:

* These procedure codes were discussed at the March 11-12, 2009 ICD-9-CM Coordination and Maintenance Committee meeting and were not finalized in time to include in the proposed rule. However, they will be implemented on October 1, 2009.

INVALID PROCEDURE CODES

Effective October 1, 2009

The final addendum which describes all changes to the procedure part of ICD-9-CM is posted on CMS' webpage at: <http://www.cms.hhs.gov/ICD9ProviderDiagnosticCodes>

☐

There were no invalid procedure codes.



To receive your

CE Certificate

Please go to the AHIMA Web site

<http://campus.ahima.org/audio/2009seminars.html>

click on the link to

"Sign In and Complete Online Evaluation"
listed for this seminar.

You will be automatically linked to the
CE certificate for this seminar after completing
the evaluation.

Each participant expecting to receive continuing education credit must complete the online evaluation and sign-in information after the seminar, in order to view and print the CE certificate.